



Goodyear RT-3B



SAND



EARTH AND MUD



AGGREGATES




ROCK



RECYCLING


ABRASION AND CUT RESISTANCE



HEAT RESISTANCE



TRACTION



STABILITY




SELF CLEANING



LONGEVITY



COMFORT



RT-3B

Radial off-the-road tire for wheel loader and graders

A 115 level tire (L3/E3) with outstanding resistance to cut and penetration.



RT-3B benefits

- Improved traction and lateral stability
- Superior resistance to rock cuts and penetrations
- Excellent self-cleaning
- Non-directional

Engineering data

Dimension	Design Rim Width	Inflated Dimensions		Loaded Tire		Rolling Circumference (mm)
		Overall Width (mm)	Overall Diameter (mm)	Load Section & Growth (mm)	Static Loaded Radius (mm)	
17.5R25	14.00/1.5	458	1346	522	599	4059
20.5R25	17.00/2.0	543	1485	608	660	4480
23.5R25	19.5/2.5	620	1605	694	710	4843
26.5R25	22.00/3.0	686	1737	771	764	5241
29.5R25 Hi-Stability	25.00/3.5	760	1857	848	823	5560

Loads and inflation

FOR LOADER/DOZER SERVICE AT 10KM/H MAXIMUM SPEED

Dimension	SM	Load Speed Index	Loads per Tire in Kilos and Inflation Bar																			
			2.00	2.25	2.50	2.75	3.00	3.25	3.50	3.75	4.00	4.25	4.50	4.75	5.00	5.25	5.50	5.75	6.00	6.25	6.50	
17.5R25	*	176A2	3650	4000	4250	4625	4850	5300	5600	5800	6000	6150	6500	6700	7100*							
20.5R25	*	186A2	4750	5150	5600	6000	6300	6700	7100	7500	8000	8250	8750	9000	9500*							
23.5R25	*	195A2	6000	6500	7100	7750	8250	8750	9250	9750	10300	10600	11200	11500	12150*							
26.5R25	*	202A2	7500	8250	9000	9500	10300	10900	11500	12150	12850	13200	14000	14500	15000*							
29.5R25 Hi-Stability	**	216A2	9000	10000	10900	11500	12500	13200	14000	14500	15500	16000	17000	17500	18000	19000	19500	20000	20600	21200	22400**	

FOR GRADER SERVICE AT 40KM/H MAXIMUM SPEED

Dimension	SM	Load Speed Index	Loads per Tire in Kilos and Inflation Bar				
			2.00	2.25	2.50	2.75	3.00
17.5R25	*	176A2	2575		2900		3650*
20.5R25	*	186A2	3450		3825		4625*
23.5R25	*	195A2	4500		4875		6000*